



## TT 500 Table Top

Downdraft Clean Air Workstation

SPECIFICATIONS


- ▶ **Portable**
- ▶ **Versatile**
- ▶ **Evacuates Fumes**
- ▶ **Eliminates Dusts**
- ▶ **Affordable**

**Can be utilized with:**

Straight outside exhaust, filtered outside exhaust or self contained, recirculating dust or fume control.

**Options Available**

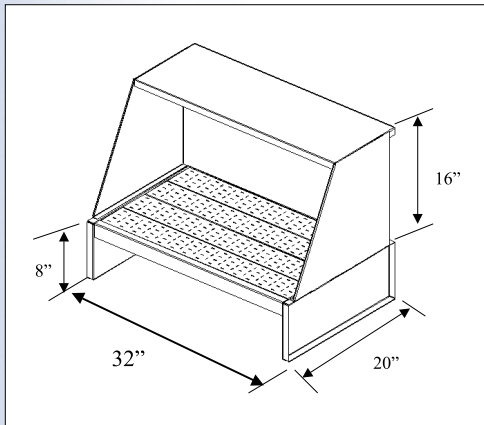
- SAF 1200 Filter System
- SAF 2000 Filter System
- HEPA Filters
- Carbon Filters
- Custom units available upon request



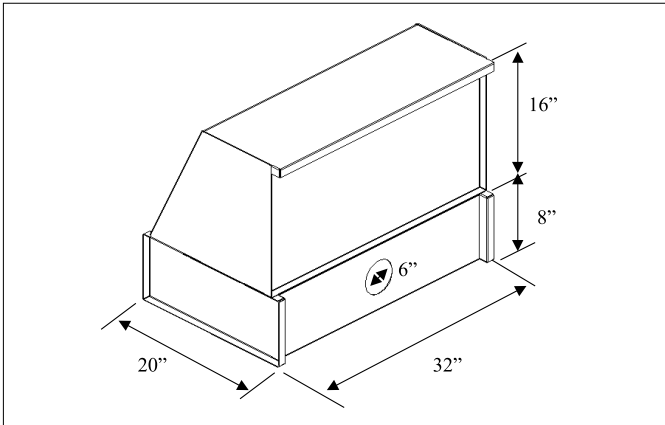
Rear view with SAF 2000 Filter System



Custom Unit



Front view with dimensions



Side view with dimensions

**Filter Systems**

Filter Model Number	Size	Horse Power	Weight	Sound Level	Table Velocity			Filters*
					One Unit	Two Units	Three Units	
SAF 1200	24L x 50H x 24W	1/2	105	68	250	125	80	Pre-filter/Final filter
SAF 2000	24L x 50H x 24W	3/4	137	68	---	200	125	Pre-filter/Final filter

\* Pre-filter 60% efficient to 0.5 microns. Final filter 95% efficient to 0.5 microns.

DUALDRAW reserves the right to change specifications without prior notice.

DualDraw, LLC

6025 E. 76th Avenue, Unit G, Commerce City, CO 80022

Phone: (303) 853-4083 · Toll-Free: 800-977-2125 · Fax: (303) 853-4086 · www.DualDraw.com

